



# M18 FUEL™

DRIVEN TO OUTPERFORM.™



**REDLINK PLUS  
INTELLIGENCE**



**POWERSTATE  
BRUSHLESS MOTOR**



**REDLITHIUM-ION  
BATTERY PACK**

**REDLITHIUM-ION  
HIGH OUTPUT**

M18 FCOS230  
**M18 FUEL  
230MM  
CUT OFF  
SAW**

**POWER  
TO CUT  
REINFORCED  
CONCRETE**

**LIGHTER  
THAN GAS**

**NO GAS  
HEADACHES**



# DRIVEN TO OUTPERFORM.

M18 FUEL is engineered for the most demanding tradesmen in the world. Delivering unrivaled performance in a compact structure, all M18 FUEL products feature three MILWAUKEE exclusive innovations - the POWERSTATE Brushless Motor, REDLITHIUM-ION Battery Pack and REDLINK PLUS Intelligence Hardware and Software - that deliver unmatched power, run-time and durability. Simply put, the M18 FUEL 230mm Cut-Off Saw delivers the power to cut reinforced concrete and a variety of other materials on the job without any of the gas headaches users are used to.

## M18 FUEL

### M18 REDLITHIUM-ION HIGH OUTPUT 12.0AH BATTERY

### SEALED BATTERY COMPARTMENT

Enclosed to keep out water and debris

### DUAL-ACTUATED TRIGGER

Prevents accidental tool start-ups



### WRENCH & HEX KEY

On-board tools for  
easy blade changes

### WATER HOSE

Feeds water to both sides of blades to eliminate  
dust when concrete cutting for OSHA compliance

### OVERLOAD INDICATOR LIGHT

Turns on when user is pushing too hard,  
coaching the user to optimal cutting speed

### FULLY ADJUSTABLE BLADE GUARD

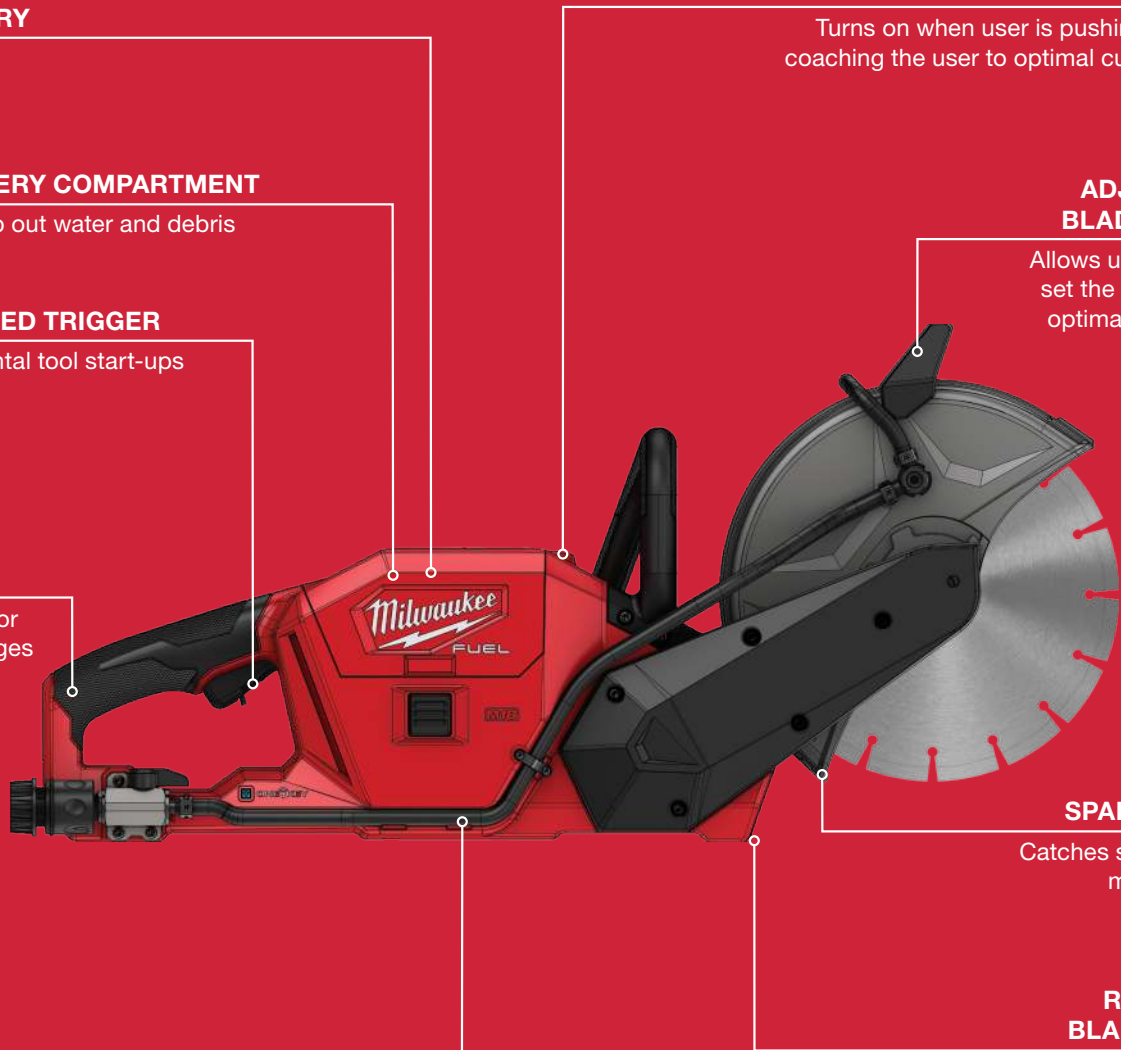
Allows user to easily  
set the guard in the  
optimal orientation  
for their cut

### SPARK GUARD

Catches sparks when  
metal-cutting

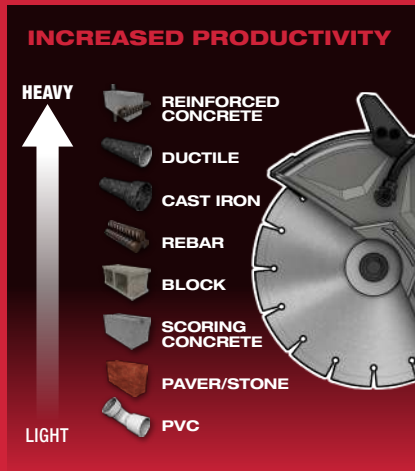
### RAPIDSTOP BLADE BRAKE

Stops blade in under 3  
seconds after the user  
releases the trigger




# M18 FUEL 230MM CUT OFF SAW

## POWER TO CUT REINFORCED CONCRETE



- Users have the power to cut most of the materials they will run into on the jobsite
- Extremely versatile application capability

## LIGHTER THAN GAS



- Allows for a much more comfortable user experience
- Easier to use overhead or in tight spaces

## NO GAS HEADACHES



- None of the frustrations of gas saws today
- Can be used indoors
- Starts instantly

## COMPATIBLE WITH SWITCH TANK



- Compatible with M18 SWITCH TANK 15L Backpack Water Supply Kit - M18 BFPWS
- Quick Connect

## SPECIFICATIONS

DESCRIPTION	SPECIFICATIONS	DESCRIPTION	SPECIFICATIONS
Blade Diameter	230 mm	Water Connection	Quick Connect
Max. Cutting Depth	85 mm	Load Indicator Light	Yes
Arbor Size	22.2 mm	Weight (w/12.0Ah battery)	6.2 kg
RPM	6,600		

## ACCESSORIES



**METAL CUTTING WHEEL**  
SCS 41 / 230  
4932451490

- BLACK PIPE
- CAST IRON
- REBAR
- METAL
- PVC




**DIAMOND BLADE**  
DUH 230  
4932399542

- REINFORCED CONCRETE
- CONCRETE
- BLOCK
- PAVER/STONE



**DIAMOND BLADE**  
DHTI 230  
4932399555

- MARBLE
- TILE



## MILWAUKEE TOOL

Milwaukee Electric Tool Corporation  
BROOKFIELD, WI 53005  
USA

Tel: +1 (262) 781-3600 • Fax: +1 (262) 790-6333

Milwaukee Asia Office  
29/F, Tower 2, Kowloon Commerce Centre,  
51 Kwai Cheong Road, Kwai Chung, Hong Kong  
Tel: +852-2492-2181 • Fax: +852-2490-4778

Distributed by:

16/12/2019

All data incl. service and warranty conditions as well as product range are subject to change without notice. Pictures not binding. No liability for printing errors or mistakes. © 2019 Milwaukee Electric Tool Corporation. All trademarks are owned by Techtronic Cordless GP unless otherwise stated.

[www.milwaukeetool.asia](http://www.milwaukeetool.asia)