

# VIKI

Supports multi-sensor seamlessly including Automatic Zoom CCD Camera, Laser sensor and touch probe



Optimal measurement quality with 16 channel programmable LED ring light illuminator

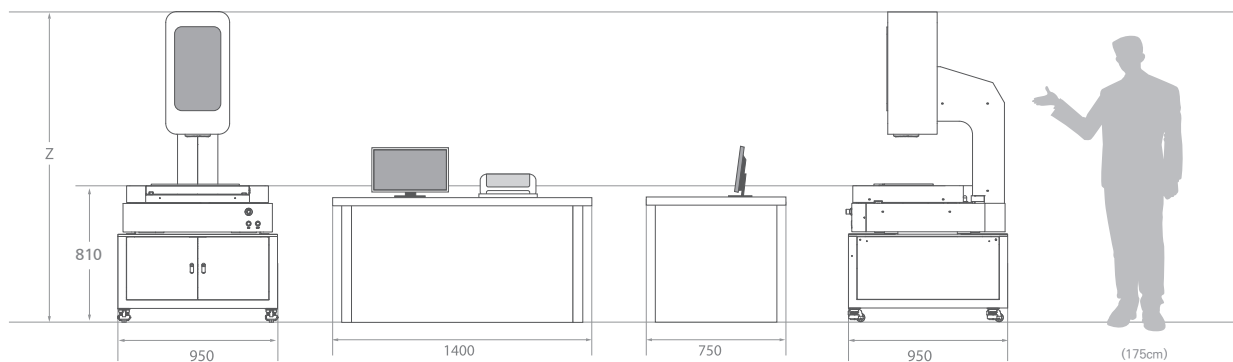
High definitive programmable digital zoom lenses for precision measurement

Adopted granite on main axes which guarantees high thermal stability and maintains measuring precision

Best for measuring small parts such as precision molds and electronic parts.

High quality and cost-effective design





## Specifications

MODEL		331	332
Measuring Range (mm)	X	300	300
	Y	300	300
	Z	150	250
Overall Dimensions (mm)	X	950	950
	Y	950	950
	Z	1700	1900
Resolution (µm)		0.1	
Accuracy (m,L:mm)	XY	2.5+L/200	
	Z	3.0+L/200	
Maximum Velocity (mm/s)		400	
Maximum Workpiece Weight (kg)		10	
Machine Weight (kg)		600	650

▪ Specification are subject to change without notice